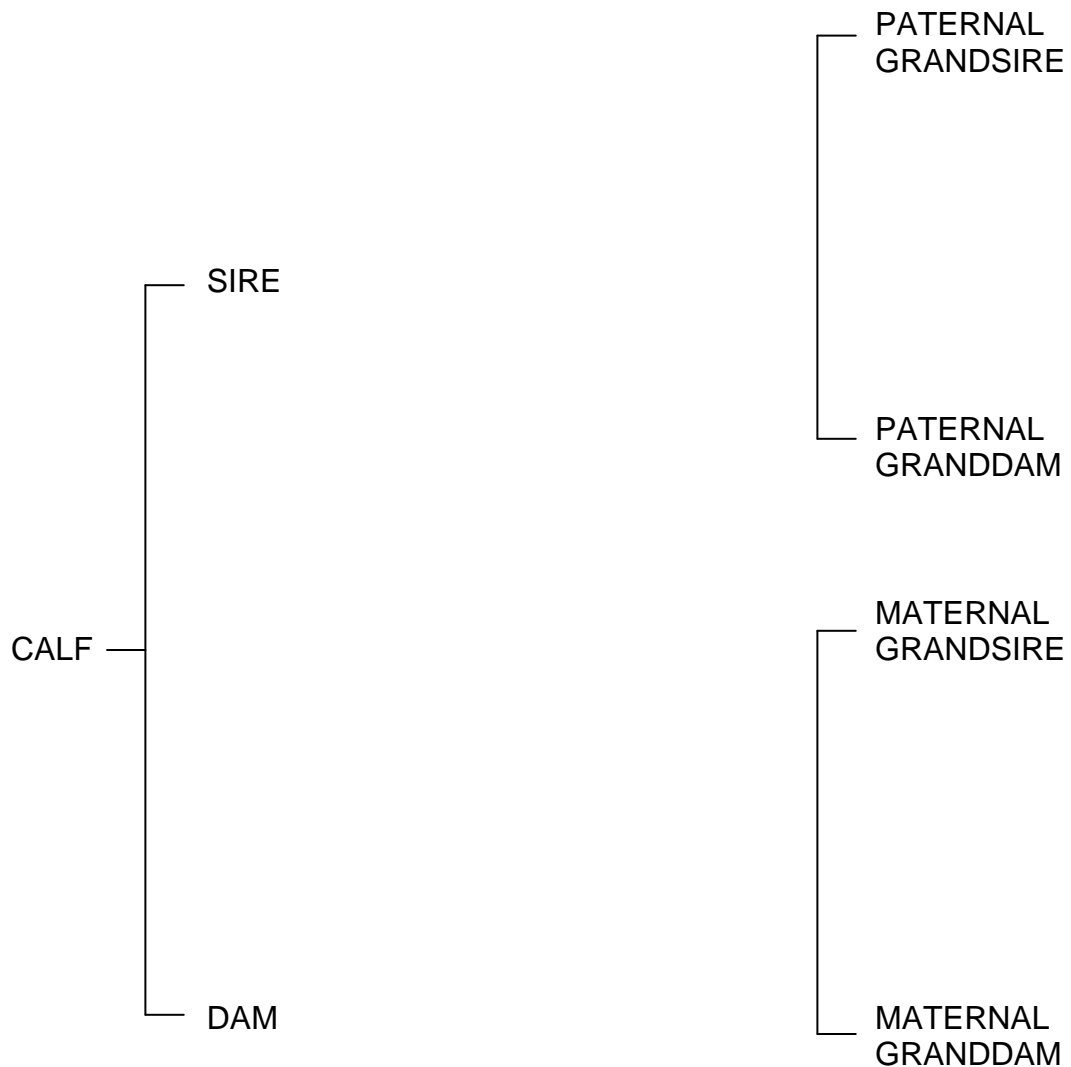


SUPPLEMENT TO STEUBEN COUNTY  
4-H DAIRY CALF/YEARLING AND COW RECORD  
**(4-H Members ages 15 – 18)**

Name \_\_\_\_\_

1. Either attach a current pedigree or complete the pedigree outline below. Be sure to include available production data, indexes, etc. For grade animals only, complete outline to extent possible with available information and indicate if the information was unavailable.

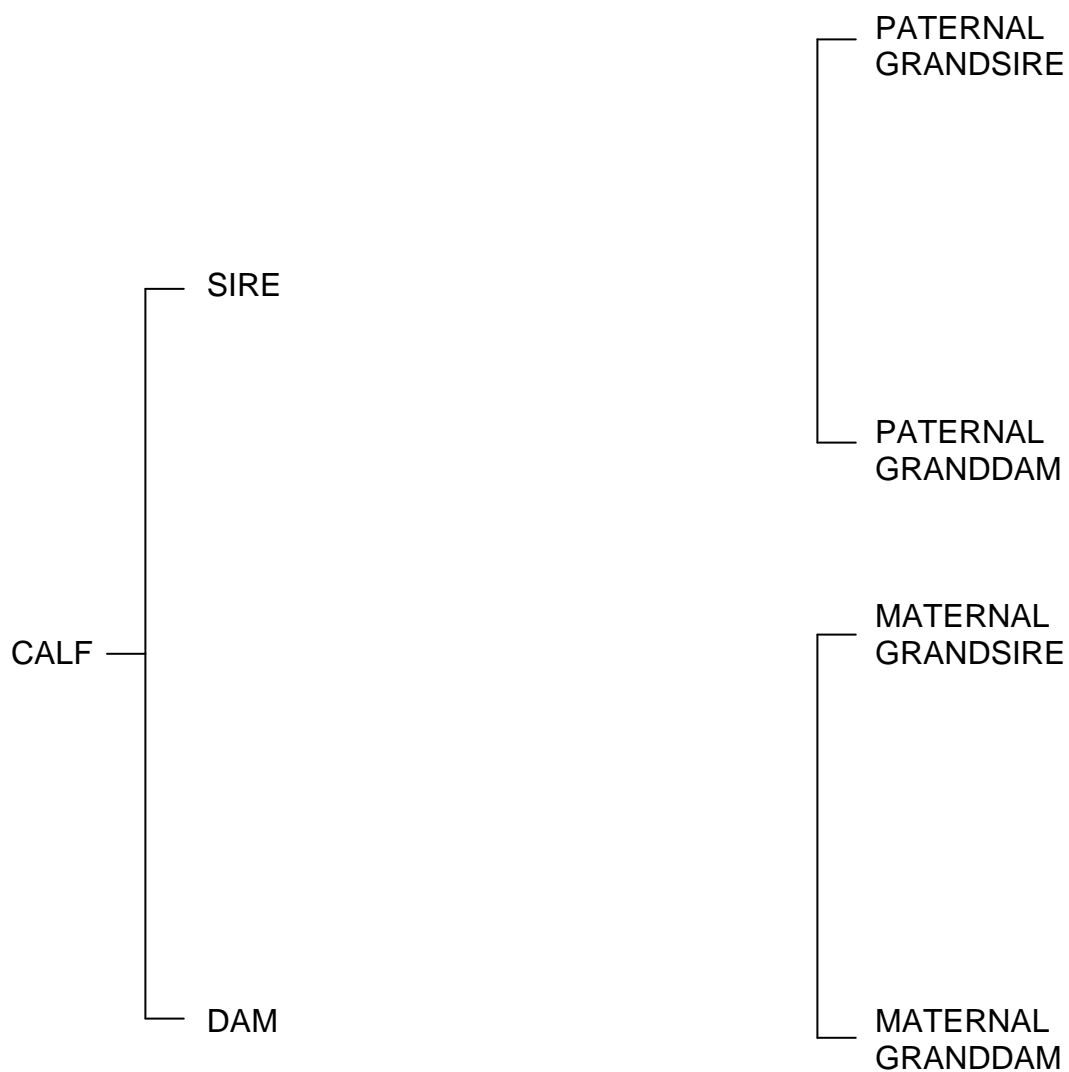




SUPPLEMENT TO STEUBEN COUNTY  
4-H DAIRY CALF/YEARLING RECORD  
**(4-H Members ages 12 – 14)**

Name \_\_\_\_\_

1. Either attach a current pedigree or complete the pedigree outline below. Be sure to include available production data, indexes, etc. For grade animals only, complete outline to extent possible with available information and indicate if the information was unavailable.



SUPPLEMENT TO STEUBEN COUNTY  
4-H DAIRY CALF/YEARLING RECORD  
**(4-H Members ages 12 – 14)**

2. What does M.U.N. on a milk report stand for?

---

---

---

3. If your M.U.N. is at 16 what does this tell you?

---

---

---

---

---

---

---

---

---

---

4. What level is a good target level for M.U.N and what new type of feeding program is encouraged by Cornell University for watershed areas?

---

---

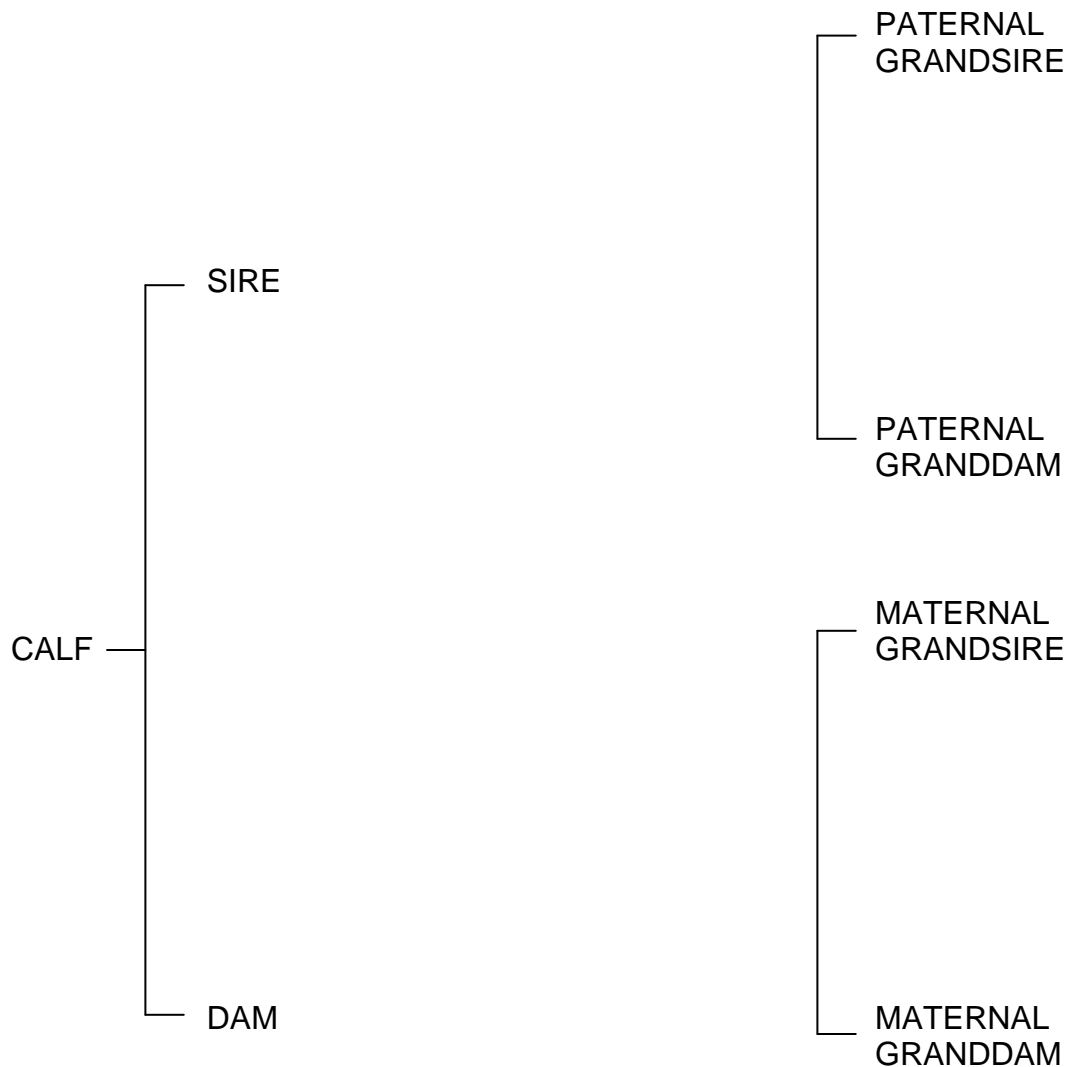
---

---

SUPPLEMENT TO STEUBEN COUNTY  
4-H DAIRY CALF/YEARLING RECORD  
**(4-H Members ages 9 – 11)**

Name \_\_\_\_\_

1. Either attach a current pedigree or complete the pedigree outline below. Be sure to include available production data, indexes, etc. For grade animals only, complete outline to extent possible with available information and indicate if the information was unavailable.



SUPPLEMENT TO STEUBEN COUNTY  
4-H DAIRY CALF/YEARLING RECORD  
**(4-H Members ages 9 – 11)**

2. Your cow has had a calf, your cow's ears are cold and she won't stand what does she have and what is the treatment?

---

---

---

---

---

---

---

---

---

---

3. What is the break down of the PDCA dairy judging score card?

---

---

---

---

---

---

---

---

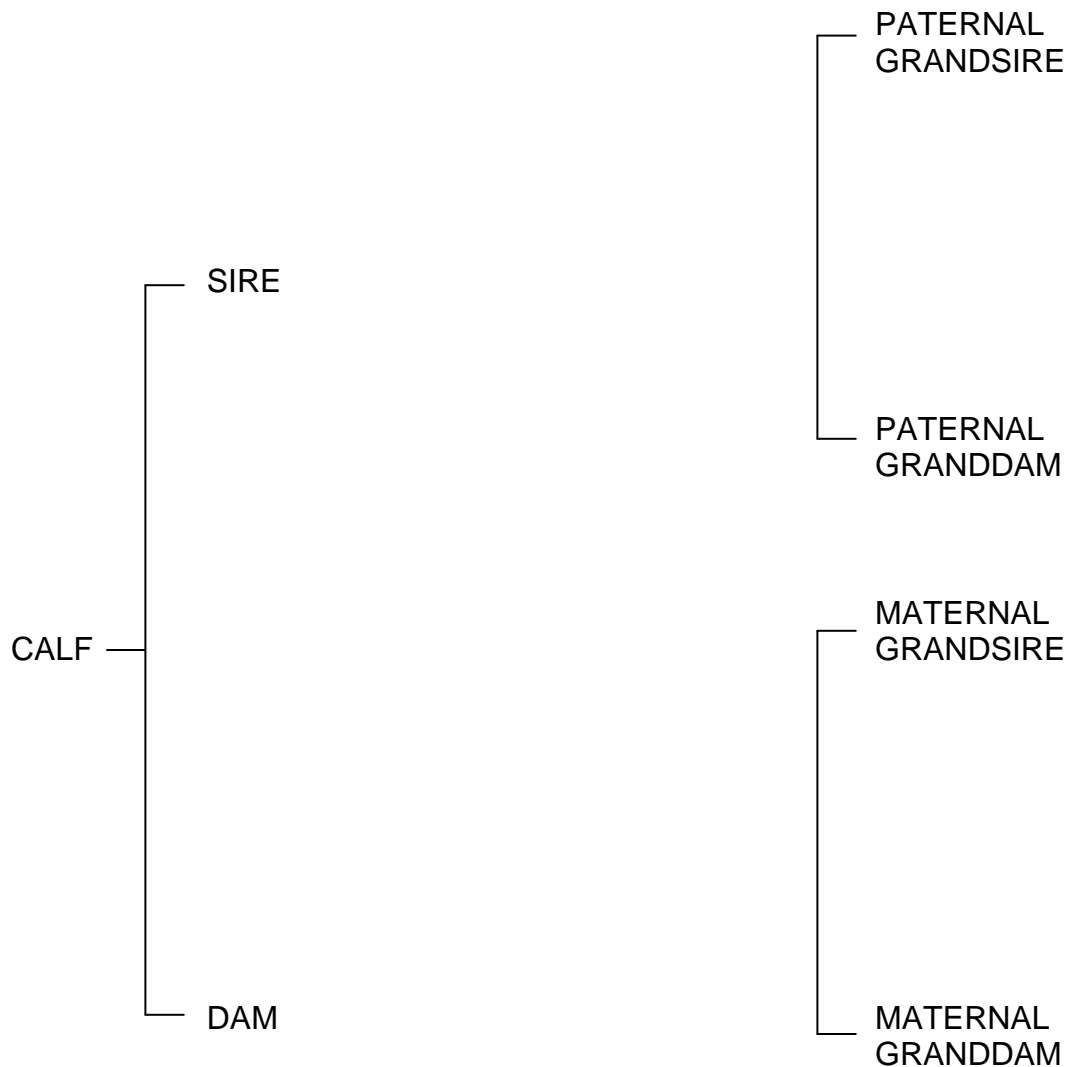
---

---

SUPPLEMENT TO STEUBEN COUNTY  
4-H DAIRY CALF/YEARLING RECORD  
**(First Year ONLY Dairy Project 4-H Members)**

Name \_\_\_\_\_

1. Either attach a current pedigree or complete the pedigree outline below. Be sure to include available production data, indexes, etc. For grade animals only, complete outline to extent possible with available information and indicate if the information was unavailable.



SUPPLEMENT TO STEUBEN COUNTY  
4-H DAIRY CALF/YEARLING RECORD  
**(First Year ONLY Dairy Project 4-H Members)**

2. What is the 1<sup>st</sup> milk from a dairy cow called after calving?

---

3. How much of this 1<sup>st</sup> milk do you feed to the newborn calf and why do you feed this?

---

---

---

---

---

---

---

---

---

---

4. Explain where the heart girth is and why it is important.

---

---

---

---

---

---

---

---

---

---